

FIG.287

 CHECK VALVE zCHE



Body material	Nominal pressure	Nominal diameter	Max. temperature
A Grey cast iron	C 16 bar	DN 15-300	300°C
C Nodular cast iron	C 16 bar D 25 bar	DN 15-200	350°C
E Bronze	C 16 bar B 10 bar A 6 bar	DN 15-125 DN 150-200 DN 250-300	225°C
F Cast steel	E 40 bar	DN 15-200	450°C













correspond to the pressure equipment directive 2014/68/UE marking CE for DN≥32

FEATURES

- closing tightness class D acc. to EN -12266-1
- compact settlement
- environment-friendly
- no maintenance
- face-to-face dimension according to EN 558-1 series 1
- flanges drilled according to EN 1092-1 for type F
- flanges drilled according to EN 1092-2 for type A,C
- flanges drilled according to EN 1092-3 for type E

APPLICATION *

*not all of the applications are suitable for all of the executions

industries						
	INDUSTRY	SHIPBUILDING INDUSTRY	HEATING	REFRIGERATION AND AIR CONDITIONING		
media						
	GLYCOL	INDUSTRIAL WATER	DIATHERMIC OIL	STEAM	COMPRESSED AIR	NEUTRAL FLUIDS

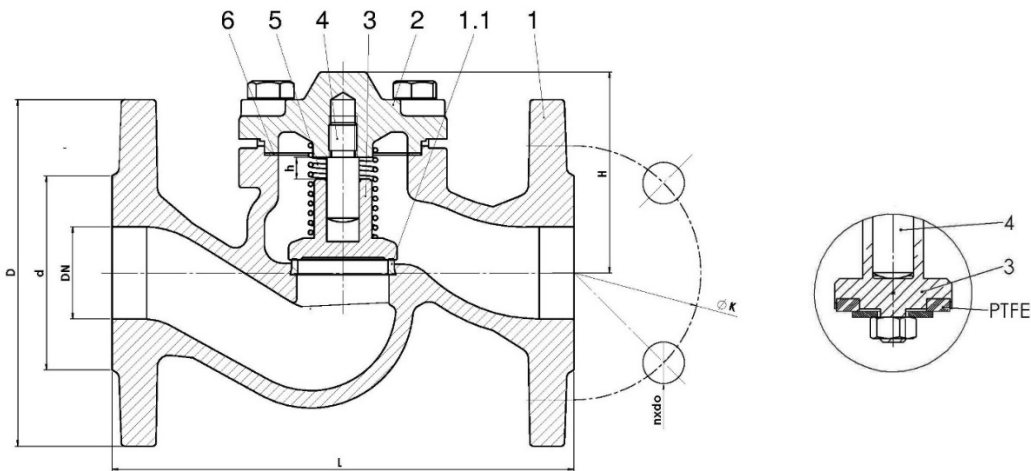
Data given can be changed without notice.

Edition 01/2018

FIG.287

MATERIALS, DIMENSIONS

Type 38*



* (max. temperature 200°C – on request)

	Body material	A	C	F	A	C	E
	Type	31; 41			33; 43		32
1	Body	EN – GJL-250 5.1301 (ex. JL1040)	EN – GJS-400-18 5.1303 (ex. JS1025)	GP240GH 1.0619	EN – GJL-250 5.1301 (ex. JL1040)	EN – GJS-400-18 5.1303 (ex. JS1025)	CuSn5Zn5Pb5-C
1.1	Seat ring	X20Cr13 1.4021			CuSn10		CuSn5Zn5Pb5-C
2	Cover	EN – GJL-250 5.1301 (ex. JL1040)	EN – GJS-400-18 5.1303 (ex. JS1025)	GP240GH 1.0619	EN – GJL-250 5.1301 (ex. JL1040)	EN – GJS-400-18 5.1303 (ex. JS1025)	CuSn5Zn5Pb5-C
3	Disc	X12Cr13 1.4021			CuSn10		DN15-32 CuZn35Ni DN40-300 CuSn5Zn5Pb5-C
4	Stem	X12Cr13 1.4021			CuSn10		DN15-32 CuZn35Ni DN40-300 CuSn5Zn5Pb5-C
5	Spring	X17CrNi16-2 1.4057			CuSn6		-
6	Gasket	Graphite CrNi					FA1
Max. temperature		300°C	350°C	450°C	225°C		

Data given can be changed without notice.

Edition 01/2018

FIG.287



DN		15	20	25	32	40	50	65	80	100	125	150	200	250	300
L		130	150	160	180	200	230	290	310	350	400	480	600	730	850
PN16 EN – GJL-250 EN – GJS-400-18	D	95	105	115	140	150	165	185	200	220	250	285	340	405	460
	d	46	56	65	76	84	99	118	132	156	184	211	266	319	370
	K	65	75	85	100	110	125	145	160	180	210	240	295	355	410
	nxdo	4x14	4x14	4x14	4x19	4x19	4x19	8x19	8x19	8x19	8x19	8x23	12x23	12x28	12x28
PN25 EN – GJS-400-18	D	95	105	115	140	150	165	185	200	235	270	300	360	-	-
	d	46	56	65	76	84	99	118	132	156	184	211	274	-	-
	K	65	75	85	100	110	125	145	160	190	220	250	310	-	-
	nxdo	4x14	4x14	4x14	4x19	4x19	4x19	8x19	8x19	8x23	8x28	8x28	12x28	-	-
PN16, PN25 EN – GJL-250 EN – GJS-400-18	h	5	5	8	8	11	14	17	21	25	32	38	50	65	95
	H	56	56	67	76	89	96	104	124	161	174	197	248	295	315
	Kvs (m ³ /h)	5,6	7,8	12,8	19,8	28,4	46,6	77,5	108	169	263	366	592	1065	1553
PN40 GP240GH	D	95	105	115	140	150	165	185	200	235	270	300	375	-	-
	d	45	58	68	78	88	102	122	138	162	188	218	285	-	-
	K	65	75	85	100	110	125	145	160	190	220	250	320	-	-
	nxdo	4x14	4x14	4x14	4x18	4x18	4x18	8x18	8x18	8x22	8x26	8x26	12x30	-	-
	h	6	6	6	10	10	16,5	16,5	25	25	40	40	50	-	-
	H	75	75	75	91	91	124	125	175	176	260	260	270	-	-
PN 16/ PN 10 CuSn5Zn5Pb5-C	D	95	105	115	140	150	165	185	200	220	250	285	340	395	445
	d	46	56	65	76	84	99	118	132	156	184	211	266	319	370
	K	65	75	85	100	110	125	145	160	180	210	240	295	350	400
	nxdo	4x14	4x14	4x14	4x18	4x18	4x18	8x18	8x18	8x18	8x22	8x22	12x22	12x22	
	H	60	60	65	65	75	80	90	105	150	155	160	215	275	325
Weight (kg) A,C		2,4	2,8	4,0	5,5	7,4	9,5	13,6	19	27,4	45,1	66,2	111	196	302
Weight (kg) E		3,5	4,0	5,0	6,0	8,5	11	15	20	25	40	55	95	140	250
Weight (kg) F		3,5	4,5	5,5	8	11	14	23	30	47	70	96	100	-	-

PRESSURE-TEMPERATURE RATINGS

Acc. EN 1092-2	PN			-10 ÷ 120°C	150°C	200°C	250°C	300°C	350°C			
EN – GJL-250	16	bar	-	-	16	14,4	12,8	11,2	9,6	-	-	
EN – GJS-400 – 18-LT	16		-	-	16	15,5	14,7	13,9	12,8	11,2	-	
EN – GJS-400 – 18-LT	25		-	-	25	24,3	23	21,8	20	17,5	-	
Acc. EN 1092-1	PN		-20 ÷ -10°C	-10 ÷ 50°C	100°C	150°C	200°C	250°C	300°C	350°C	400°C	450°C
GP240GH+N	40	bar	30	40	37,1	35,2	33,3	30,4	27,6	25,7	23,8	13,1
	PN				-10-120°C	150°C	180°C	200°C	225°C			
CuSn5Zn5Pb5-C	16	bar	-	-	16	10	10	10	10	-	-	-
	10		-	-	10	6	6	6	6	-	-	-
	6		-	-	6	4	4	4	4	-	-	-

Data given can be changed without notice.

Edition 01/2018

ZETKAMA Sp. z o.o.
Ul. 3 Maja 12
PL 57-410 Ścinawka Średnia

Tel. +48 74 8652 193
Tel. +48 74 8652 111
Fax +48 74 8652 199

E-mail export@zetkama.com.pl
www.zetkama.com

FIG.287

TYPE

Figure	Body material	Nominal diameter	Nominal pressure	Type
287	A Grey cast iron EN-GJL-250	15-300 mm	C 16 bar	31 loose disc with spring; stem, disc and seat ring - stainless steel
		15-300 mm	C 16 bar	38 loose disc with spring; stem, disc and seat ring - stainless steel; disc gasket PTFE (120°C)
		15-300 mm	C 16 bar	41 loose disc without spring; stem, disc and seat ring - stainless steel
		15-300 mm	C 16 bar	33 loose disc with spring; stem, disc and seat ring - bronze
		15-300 mm	C 16 bar	43 loose disc without spring; stem, disc and seat ring - bronze
287	C Nodular cast iron EN-GJS-400-18-LT	15-200 mm	C 16 bar	31 loose disc with spring; stem, disc and seat ring - stainless steel
		15-150 mm	C 16 bar	38 loose disc with spring; stem, disc and seat ring - stainless steel; disc gasket PTFE (120°C)
		15-200 mm	C 16 bar	41 loose disc without spring; stem, disc and seat ring - stainless steel
		15-200 mm	C 16 bar	33 loose disc with spring; stem, disc and seat ring - bronze
		15-200 mm	C 16 bar	43 loose disc without spring; stem, disc and seat ring - bronze
		15-200 mm	D 25 bar	31 loose disc with spring; stem, disc and seat ring - stainless steel
		15-150 mm	D 25 bar	38 loose disc with spring; stem, disc and seat ring - stainless steel; disc gasket PTFE (120°C)
		15-200 mm	D 25 bar	41 loose disc without spring; stem, disc and seat ring - stainless steel
		15-200 mm	D 25 bar	33 loose disc with spring; stem, disc and seat ring - bronze
		15-200 mm	D 25 bar	43 loose disc without spring; stem, disc and seat ring - bronze
287	E Bronze CuZn5Zn5Pb5-C	15-125 mm	C 16 bar	32 loose disc with spring; stem- brass, disc and seat ring - bronze
		150-200 mm	B 10 bar	32 loose disc with spring; stem- brass, disc and seat ring - bronze
		250-300 mm	A 6 bar	32 loose disc with spring; stem- brass, disc and seat ring - bronze
287	F Cast steel GP240GH 1.0619	15-200 mm	E 40 bar	31 loose disc with spring; stem, disc and seat ring - stainless steel

Data given can be changed without notice.

Edition 01/2018

ORDERING

Figure	Body material	Nominal diameter	Nominal pressure	Type
287	A Grey cast iron EN-GJL-250	15-300 mm	C 16 bar	31 loose disc with spring; stem, disc and seat ring - stainless steel

Order example acc. index

287 A 050 C 31

Check valves, ends flanged, form straight
 Grey cast iron EN-GJL-250
 Nominal diameter (mm)
 Nominal pressure PN 16
 Loose disc with spring; stem, disc and seat ring - stainless steel

287
 A
 050
 C
 31

Data given can be changed without notice.

Edition 01/2018